

Antelope Valley Woodturners Association



October 2008

Newsletter

Volume 8 Issue 4

Newsletter of the Antelope Valley Woodturners Association
43338 41st West, Quartz Hill, CA 93536
Member of the American Association of Woodturners

President:	Dan Yost	661-948-9347
Vice President	Robert De Harrold	661-724-3054
Treasurer:	Mickey Burns	661-948-3261
Newsletter Editor:	Bill Riedhart	661-272-1069
Membership:	Martin Littleton	661-944-4365 (Weekdays)
Special Events:	Charley Williams	661-942-8105

Next Event: November 15th Meeting at and Demonstration by Dan Yost



September's meeting was at Robert De Harrold's shop. And what a shop he has. It sure helps to be organized and Robert keeps everything in its place

PRESIDENT'S COMMENTS

Robert De Harrold's demonstration on coffee mug inserts at the AVWA September meeting was both interesting and educational. This was the AVWA's first meeting at Robert's but after seeing his large well equipped clean shop it won't be the last.

Robert, we know how to get to your place now.

Good news from Andy Oliphant, the AVWA web page is up and running!!! Check in at <http://www.avwoodturners.org>. The web page looks great to me, nice job Andy.

Members take a look and see what you think. I believe Andy will want AVWA members to do most of the maintaining of the site. He plans on attending our next meeting in order to give us a tutorial on how to maintain the web page. When going to 'photos' you will see that only three AVWA members have sent in pictures, not good. Please take digital picture of your items and email to Andy at: andy@thethirteenthhour.com. Don't have a digital camera, bring your items to the next meeting and Bill Riedhart or I will take the pictures for you.

AAW now says members have until December 31st to renew their memberships and still get their names and address in the 2009 AAW membership book. AAW requests that you renew on-line if possible. Go to woodturner.org. I will bring forms to the next meeting should you not want to renew via computer. Our next meeting is at my place. Hope for good weather as my garage is not heated. We met there in fairly cold weather last winter and the garage was comfortable once we got everyone in and the doors closed.

Directions are easy. Turn east onto Ave J-9 from 30th West (across from Antelope Valley College). J-9 turns into Windsor in one block. Look for second single story, 43908, on left after turning onto Windsor. Lost? 948-9347.

September Meeting Minutes

The September was held at Robert De Harrold's shop and was called to order by our president Dan Yost. There was a motion to move the dates for officers to start their term to September for a year. This will allow the president to be correctly listed in the AAW membership book. All current officers volunteered to serve until September 2009, thanks Dan, Robert, Mickey, Martin, and Charley.

A vote was made to change the AVWA dues to \$25 per year instead of the current \$5 every other month. This should simplify keeping track of who the membership is. The dues will be pro-rated for members who join during the year.

Charley, Martin and Dan all won \$10 gift certificates for Craft Supplies. Mickey won a nice piece of Acacia wood and Bob won a beautiful piece of Olive.

We had two guests at the September meeting, Gary Pool and Joe Perez. I hope they enjoyed the meeting and the great demonstration by Robert.

Show and Tell

Charley is doing very well on the segmented turning. That's a lot of pieces! ⇨

Dan brought several turned boxes with finials on the lid. He will be showing how to do it at the November meeting ⇩




Corky offers up a turning with crushed stone inlay into the cavities



Keith brought several items. At the meetings you get to ask how to deal with things like the missing wood where the edge would have been.





⇨ Martin explains how he turned the rings on the stem of this goblet.



⇨ Moe set a new standard by in the AVWA by not only turning a awesome piece but making a lathe to turn it on. Foot powered even!



⇨ Robert continues to produce beautiful turnings and has been perfecting his finishing technique.



July Demonstration

Ever wondered how you could make a useable mug for hot or cold beverages out of your favorite wood? Well the members at the September meeting found out how and learned the details from Robert De Harrold. Robert has made several of these wood mugs and had lots of helpful hints how the make things easier for the woodturner. He starts with a stainless steel liner and a piece of wood. The trick is to get the fit just right so the wood won't split and the seam where the liner and wood meet feel sharp. Follow the process along with the pictures.





Here is a sample that Robert had finished. You can see how the liner and wood shell fit together. The lip on the end of the wood turning slips into a lip on the liner.

First turn the block of wood round. Note the cool movable dust catcher hood attached to the lathe. Oh yes the lathe, a One Way with a nice swing out tailstock fixture.




Robert had a lot of useful tips and tricks for turning. Here he is using a Max-Min gage he made the shows the maximum and minimum of the jaws on his chuck. He just has to turn a tenon whose diameter is in-between the two. Later you will need to hold the piece in the chuck using the tenon to bore out the inside for the liner.



Robert uses a Forstner bit large enough that the chuck will also fit in the hole. That way the shank is short and doesn't wobble around while drilling. He's full of great ideas.

For hollowing out he uses a ring tool in a scraping action. Use the small end and the chips exit the larger end easier causing less clogging of the tool.





Here's a close-up of the ring tool. Robert had a small cone shaped grinding tool that fits in a router to sharpen the tool. He also uses a special holder to hold the ring square to the sharpening tool. Cool!

As you can see here he turns a lip on the open end of the wood that will fit into the liner.



After turning a pleasing shape on the outside its time for some sanding



Its best to do the finishing before parting off the bottom. Robert uses a thin parting tool then a fine tooth saw to cut what's left of the bottom. Slip in the liner with some epoxy and your done!



Up coming events

November Meeting

The next meeting is at Dan Yost's house. Dan will demonstrate a finial box. If you have been to any of the last couple of meetings you have seen Dan's boxes and they are beautiful. Come and see how its done.

Directions are easy. Turn east onto Ave J-9 from 30th West (across from Antelope Valley College). J-9 turns into Windsor in one block. Look for second single story, 43908, on left after turning onto Windsor. Lost? 948-9347.

2008 Demonstration Schedule

November 15 th	Dan Yost
January 17th	Bob Clark

AAW and other news

Dear Antelope Valley Woodturners Association (Daniel Yost),

For the past several months I have been your AAW Chapter liaison. The AAW has sent numerous email communications to you to keep you updated on current information. We are here to assist you with any questions, comments or suggestions you may have in running your local chapter. You are the person that will guide and help your chapter members get all that they can from your chapter and the AAW so don't hesitate to contact me.

A Local Chapter email procedure has been set up to keep you informed of exciting new programs and information that can help you and your chapter. For any questions you may check the AAW web site at <http://www.woodturner.org/community/chapters/members.pl?submit=Chapter+List> where you can update the information about your chapter, including email addresses or local chapter president contact information. If any of this information needs updating or changing it can be changed by you on the web-site. My next email will be a reminder for updating on the website and keeping the information correct and current as officer's change.

Have your members visit the AAW web site at www.woodturner.org to check out the "Forum". This has a vast amount of information to share with your members. Our "online" gallery is fantastic. AAW members can post pictures of their work for the entire membership to see where they can get great design ideas from others.

Be sure to watch the AAW web site where the "Chapters Best Practices" section is posted. There are numerous articles here about the many different aspects of running a local chapter. You can benefit from other AAW chapters experiences. We are a very sharing community of woodturners and would also appreciate your chapter writing an article about a topic that isn't currently listed that you have experienced.

We have mailed 2, 3, or 4 copies (depending on the chapter size) of the American Woodturner journal for you to give out to prospective members. Also mailed were AAW membership applications.

Attached is an AAW flyer that has new products available from AAW. Please pass this along to your members and don't forget to review the AAW DVD's for the club library.

Sincerely,

Linda VanGehuchten
Chairman, AAW Chapters and Membership Committee
vange@zoominternet.net

Links

<http://www.woodcraft.com>

<http://www.woodturnerscatalog.com>

The always popular Woodturner's catalog from Craft Supplies

"All club members can take advantage of a 10% discount on all abrasives discs and finishes by using the following source code when ordering online or on the phone." Source Code- **CLUBMEM**. Club orders receive a 13% discount off published prices with some limitations.

The AAW website is <http://www.woodturner.org>

The Antelope Valley Woodturners website is <http://www.avwoodturners.org>.

The Burl House is a source of Australian and North American burls:

www.theburlhouse.com or 951-529-4266

Hello All,

One of my subscribers suggested that I should send the attached information flier to all of the woodturning clubs. I'm requesting to to share this information with the members of your woodturning club. Our goal that was set a bit over a year ago was to acquire 5,000 new subscribers to enable us to make the magazine even better than it is at this time. I invite you to visit our web site:

<www.morewoodturning.net>, then select More Woodturning magazine, and then select to see a sample copy of the magazine. The November 2008 issue is the current sample copy on the web site.

I hope you will print out the attached information flier or e-mail it to your membership. With your help, we might be able to acquire those 5,000 new subscribers and be able to make our magazine even better.

Thank you for your help.

Fred Holder, Editor and Publisher of More Woodturning
Member of AAW and two AAW Chapters
Member of IWCS, and Northwest Region Trustee
Member of the New Zealand Woodworking Associatin
Author of Five Books on Woodturning (see the back of the flier)